



HFEVC-TF200 HIGH-VOLTAGE CERAMIC CONTACTOR



产品特性/Product Features

- IP6K9K
- 200A 85°C长时间载流能力
- 12-750VDC
- 1000MΩ (1000VDC) , IEC 60664-1
- PCB

| | | 1a | | | | |
|----|----|---------------------|---------------|----------------|---------------------|--------------------------|
| | | ≤2mΩ (at 20A) | | | | |
| | | 200A | | | | |
| | | 2×10 ⁻⁵ | | | | |
| | | 450V型 | | 750V型 | | |
| | | 1000VDC | | 1000VDC | | |
| | | 2000A(320VDC)1 | | 2000A(320VDC)1 | | |
| | | 90kW | | 150kW | | |
| 1) | 2) | 2.5×10 ⁴ | 22.5VDC, =1ms | 400A, 200A | 2.5×10 ⁴ | 37.5VDC, =1ms 400A, 200A |
| | | 1 | 450VDC, =1ms | 1350A, 200A | | |
| | | 1×10 ⁴ | 450VDC,70A | | 1×10 ⁴ | 750VDC,70A |
| | | 3×10 ³ | 450VDC,200A | | 1×10 ³ | 750VDC,200A |
| | | 200A: | | | | |
| | | 300A:60min | | | | |
| | | 400A:20min | | | | |
| | | 800A:30s | | | | |
| | | 2000A:0.6s | | | | |

1) 85°C, 23°C, 0.6s:5.4s, *

2) 85°C, 60 mm², *

| | | |
|-----|--|--|
| | | 1000MΩ(1000VDC) |
| | | 3000VAC 1min |
| | | 3000VAC 1min |
| () | | ≤30ms |
| () | | ≤10ms |
| | | 196m/s ² |
| | | 490m/s ² |
| | | 10Hz ~ 500Hz 49m/s ² |
| | | 5% ~ 85%RH |
| | | -40°C ~ 85°C |
| | | M6 |
| | | 500g |
| | | 95.0mm×45.0mm×85.1mm 89.0mm×45.0mm×85.1mm |

| | | | | |
|---------------|-----|------|-----------|--|
| | | | | |
| 12 | 9 | 3.6 | 34(0.2s) | |
| | | | 4 | |
| 24 | ≤18 | ≥7.2 | 34(0.2s) | |
| | | | 4 | |
| -40°C ~ 85°C) | | | | |

订货标记示例

HFEVC - **T** **F** **200** / **750-12** - **C** **N** **SM** -

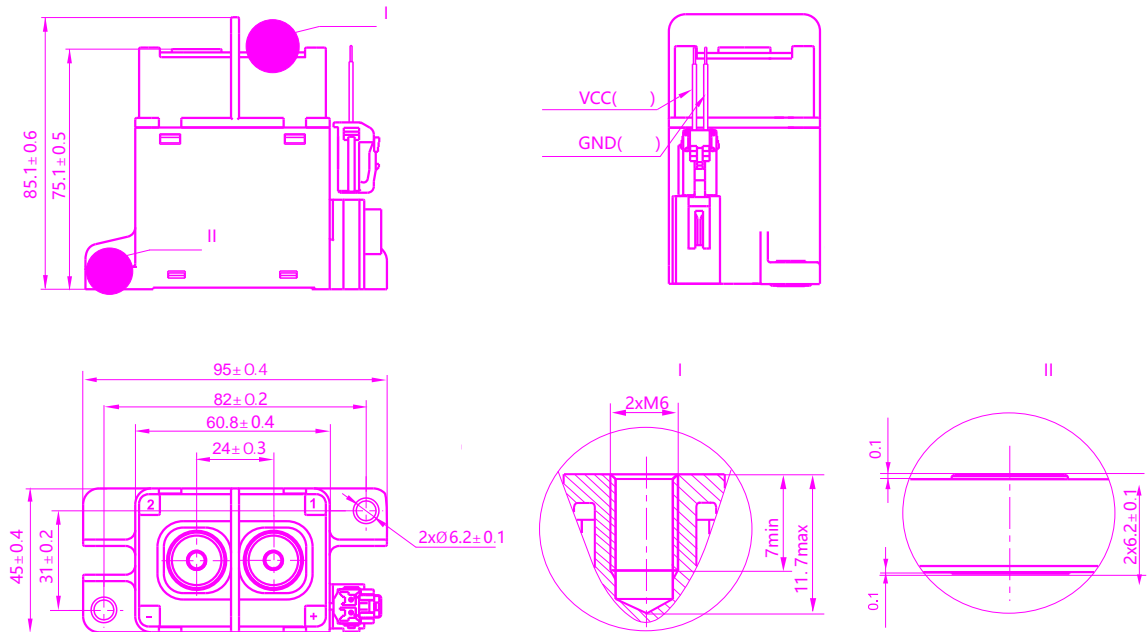
1 2 3 4 5 6 7 8 9 10

- 1 HFEVC:
- 2 T: H:
- 3 F: Y:
- 4 200: 200A
- 5 DC Blank: 450V 750: 750V
- 6 12: DC12V 24: DC24V PWM: 9V~24V
- 7 C: L:
- 8 Blank: N:
- 9 Blank: SM:
- 10

1)

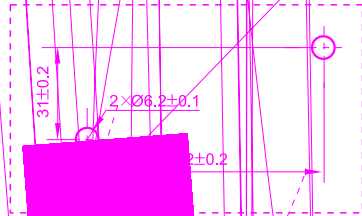


/Unit mm



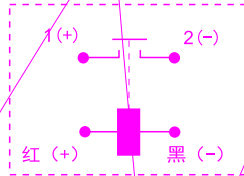




Mounting hole size



Wiring diagram





Tolerance curve



S



A

85°C ,

60mm²

